

Assembly instructions

Difficulty level: beginner

Completion Time 2 minutes :)



Copyright Dieselpunk.ro 2022

NECESSARY TOOLS AND MATERIALS


B&W Printer



Scissors or a cutter



Hole Puncher (We recommend 1.5 - 1.8 mm sized holes for this build)



About 1.5 square feet of leather (We recommend 6-8 oz vegetable tanned leather for this build)



Thread and needles (We recommend 1 mm waxed thread for this build)



- 1 x 25 mm buckle
- 1 x 9 mm rapid rivet
- 2 x 20 mm swivel hooks

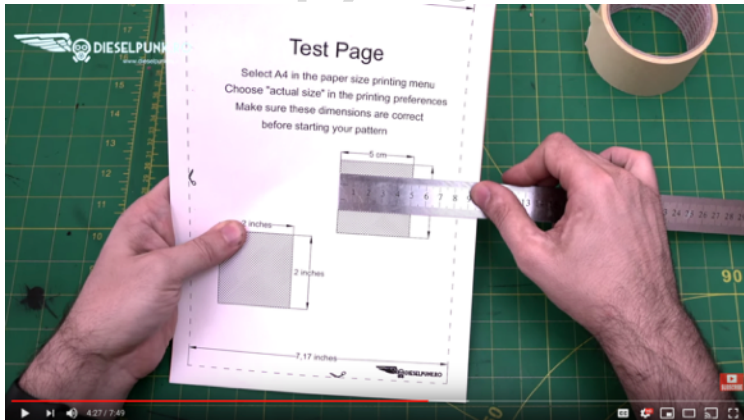
You can get the same hardware we used to finish this strap here:

[HTTPS://WWW.ETSY.COM/SHOP/THELEATHERREPUBLIC](https://www.etsy.com/shop/theleatherrepublic)

Before you start working **please watch this short video** to see how to print and use your pattern correctly:

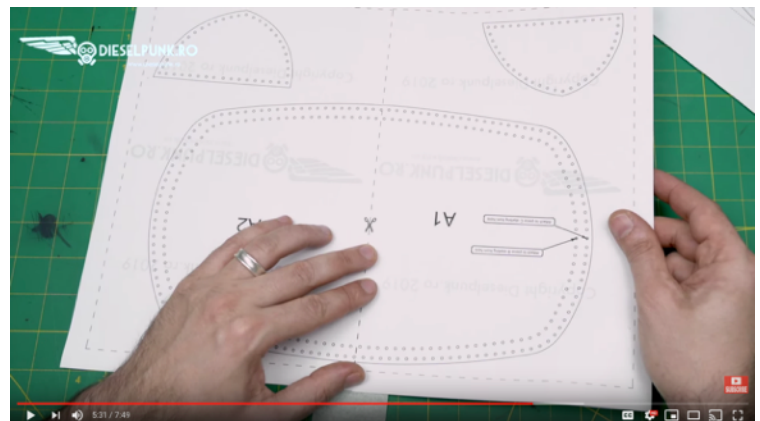
<https://youtu.be/-LfRFG5PtW0>

Copyright Dieselpunk.ro 2022




You will learn how to print at correct scale,

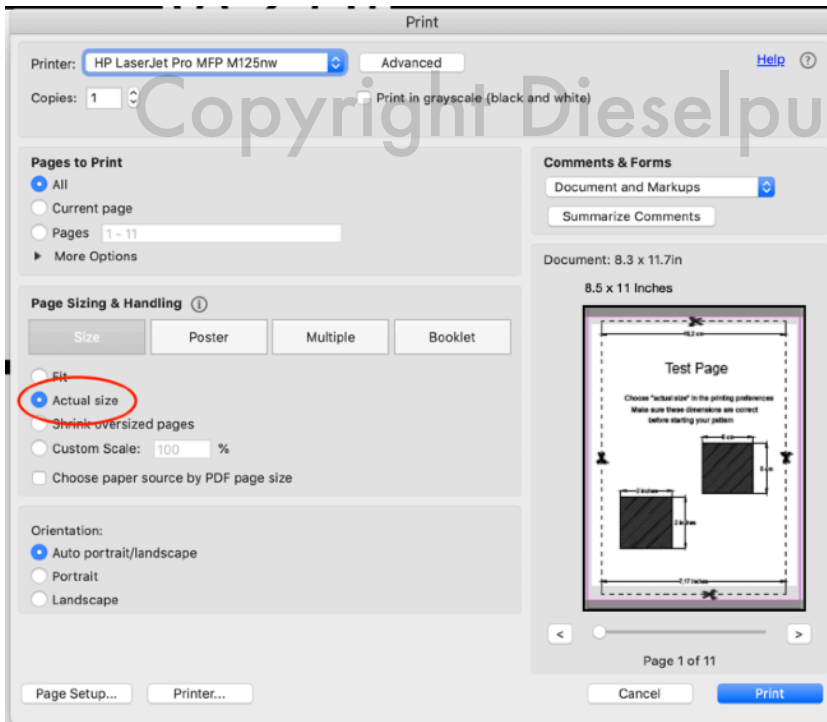
... how to assemble the large pieces of the pattern correctly ...



... and how to use the paper pattern to cut all the leather pieces you need for your design



PRINTING THE PATTERN



Set up your paper size to A4, Letter or Legal and **choose actual size** in the printer settings

Please access your instructional video here:

[HTTPS://YOUTU.BE/FAX4-8ZMVCM](https://youtu.be/fax4-8zmvcm)





Copyright Dieselpunk.ro 2022

Stuck and need help? go ahead and send us a message
We are always happy to help

Thank you for constructing your strap with our patterns

To further help all our clients we created this FaceBook group for everyone to share ideas and stay up to date with the latest patterns available. (mention the order number to be approved immediately)

Please follow the link below to join.

<https://www.facebook.com/groups/1434028716724087/>



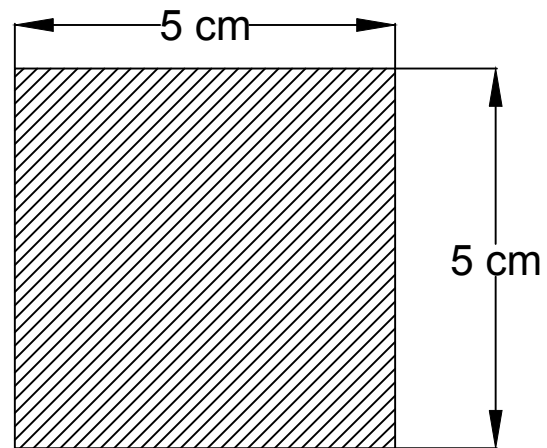
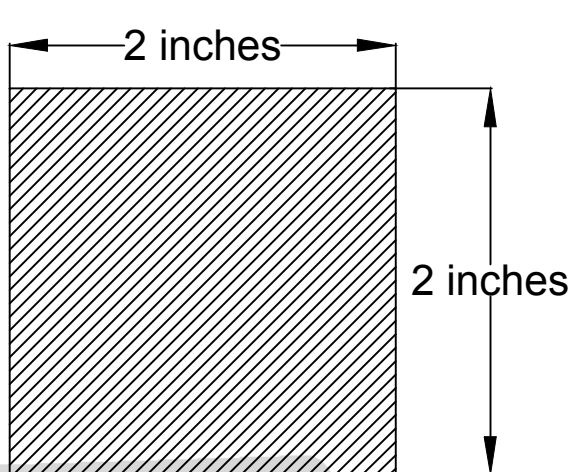
Best Regards
Tony

Copyright Dieselpunk.ro 2022

18,2 cm

Test Page

Select A4, letter or legal in the paper size printing menu
Choose "actual size" in the printing preferences



Copyright Advisory

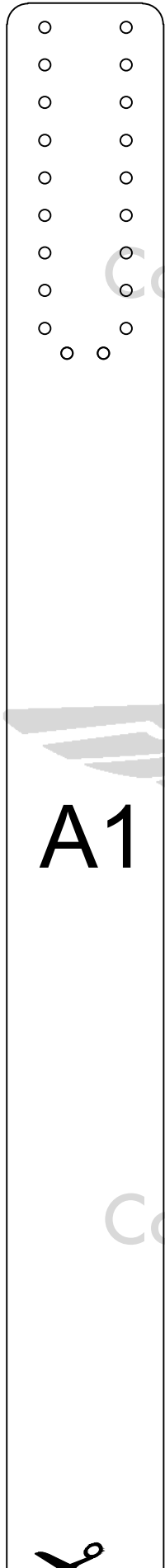
This design is the property of Dieselpunkro and can be used under the terms stated below:

YOU CAN SELL any items made with this pattern on your own web site or in a brick and mortar shop, at conventions, fairs and so forth as long as you don't sell more than 10 of each design each year.

THESE PATTERNS ARE NOT TO BE RESOLD OR SHARED FOR FREE UNDER ANY CIRCUMSTANCES.

© 2022 Dieselpunk.ro All Rights Reserved

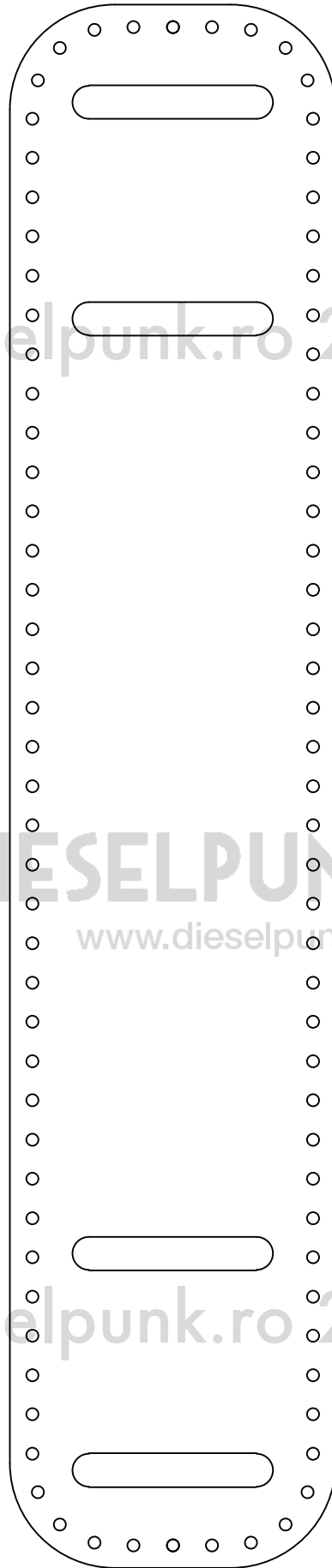
7,17 inches



A1



B1



Copyright Dieselpunk.ro 2022



Copyright Dieselpunk.ro 2022

A2

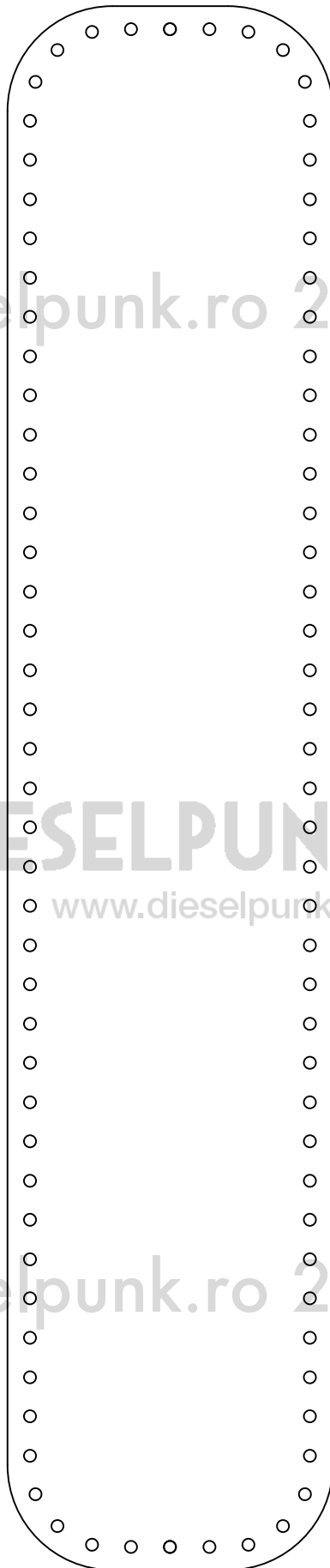
B2

Copyright Dieselpunk.ro 2022

Copyright Dieselpunk.ro 2022

DIESELPUNK.RO

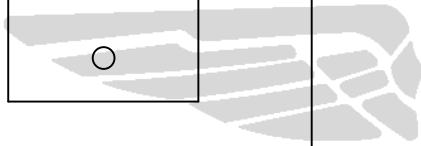
www.dieselpunk.ro



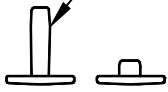
A3

B3

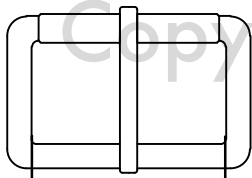
Copyright Dieselpunk.ro 2022



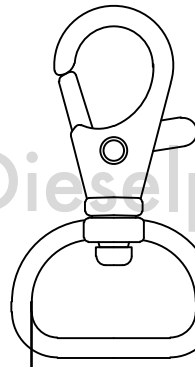
9 x9 mm rivet



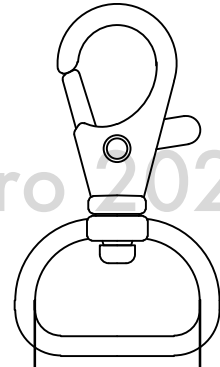
5 - 9 oz leather



25 mm



20 mm



20 mm

Copyright Dieselpunk.ro 2022